

TRENDS IN THE NEWS BULLETIN



www.lynkxs.com



"Top 50 Luxury Kitchen Designs: Unveiling 10 Must-Have Styles for the Modern Home (Part 4 of 5)"

Discover the latest in luxury kitchen design with our curated collection of 10 stunning styles, ranging from the elegant simplicity of the Classic English Luxury kitchen to the innovative storage solutions of Floor-to-Ceiling Storage. Whether you're looking to create a modern urban oasis with Ocean Highrise Kitchen, or maximize functionality with Family-Style Luxury, this guide explores the essential elements, design tips, and unique features that make these kitchens stand out.

Top Trends

"Elevate your home with the latest trends in luxury kitchen design—explore our expertly curated styles that combine elegance, innovation, and functionality to create your dream culinary space."





31 of 50: Sleek Modern Black-and-Gray Kitchen Design Ideas for a Monochromatic Style


The Modern Black-and-Gray Palette Kitchen Style is a sophisticated choice that blends the elegance of monochromatic tones with a contemporary edge. This design uses a combination of deep black cabinetry and varying shades of gray in countertops, backsplashes, and flooring, creating a seamless, cohesive look. The interplay of matte and glossy finishes adds depth and texture, while smart lighting enhances the ambiance, making it both functional and stylish.

Incorporating sleek, modern appliances and minimalist hardware further refines the clean lines and streamlined appearance of this kitchen style. Whether you prefer a bold black island against lighter gray elements or a balanced mix of tones throughout,

this design exudes luxury and sophistication, perfect for those who appreciate a modern, upscale aesthetic.

Related Links:

- [Modern Kitchen Design Ideas](#)
- [Black and Gray Kitchen Inspiration](#)





32 of 50: Midcentury Modern Luxe Kitchen Design Ideas

The Midcentury Modern Luxe Kitchen style is a sophisticated blend of retro charm and contemporary elegance, perfect for homeowners who value both form and function. This design celebrates the clean lines and organic curves characteristic of midcentury modern aesthetics, while incorporating luxurious materials and finishes to elevate the space.

Rich wood tones like walnut and teak are often featured in cabinetry, providing warmth and texture. These natural elements contrast beautifully with sleek marble or quartz countertops, adding a sense of luxury. To further enhance the look, opt for high-end stainless steel or integrated appliances that maintain the streamlined, uncluttered feel of the design.

Designer touches like brass or gold hardware and lighting fixtures

introduce a hint of glamour, bridging the gap between the midcentury and modern influences. Open shelving with carefully curated decor or statement backsplashes in geometric patterns can also be used to add personality and visual interest.

This style is ideal for those who appreciate the simplicity of midcentury design but want to infuse their kitchen with a sense of modern luxury.

Related Links:

- [Midcentury Modern Kitchen Ideas](#)
- [Luxury Kitchen Design Trends](#)





33. Condo Amenities: Stylish Solutions for Modern Urban Living


Condo amenities kitchens are designed to maximize functionality and style in smaller, high-rise spaces. Perfect for urban dwellers, these kitchens incorporate space-saving designs, sleek finishes, and smart technology to enhance both form and function.

Key Features:

- **Compact Layouts:** Designed for efficiency, these kitchens often include integrated appliances and multi-functional furniture to make the most of limited space.
- **Modern Finishes:** High-gloss cabinetry, quartz countertops, and stainless steel appliances are common, reflecting a contemporary aesthetic.
- **Smart Technology:** Features such as smart refrigerators, touchless faucets, and advanced lighting systems add convenience and

- modernity.
- **Open Shelving:** To create a sense of openness, many condo kitchens use open shelving instead of bulky cabinets, making the space feel larger and airier.
- **Integrated Storage:** Custom cabinets and clever storage solutions ensure that every inch is utilized, from pull-out pantries to under-sink organizers.





Design Tips:

- **Opt for Multi-Functional Furniture:** Choose pieces that serve multiple purposes, such as an island with built-in storage or a dining table that doubles as a workspace.
- **Use Light Colors:** Light hues can make a small kitchen feel more spacious and bright. Consider whites, soft grays, or light blues.
- **Incorporate Vertical Storage:** Utilize wall-mounted shelves and cabinets to keep counters clutter-free and maximize vertical space.

Links to Explore:

- Space-Saving Kitchen Designs
- Smart Kitchen Technology Trends
- Modern Kitchen Finishes
- Open Shelving Ideas
- Integrated Storage Solutions

By blending style and functionality, condo amenities kitchens provide an elegant solution for modern living in urban environments.

34. Classic English Luxury: Timeless Elegance in the Heart of Your Home

Classic English Luxury kitchens exude timeless elegance and refined sophistication. Inspired by traditional British design, these kitchens blend rich materials, intricate detailing, and a sense of heritage, creating a warm and inviting space that stands the test of time.

Key Features:

- **Rich Woodwork:** Dark, polished woods like mahogany or oak are commonly used for cabinetry and paneling, providing a luxurious and classic look.





- **Intricate Details:** Features such as crown molding, ornate carvings, and detailed paneling add a sense of craftsmanship and grandeur.
- **Traditional Hardware:** Brass or bronze handles and fixtures complement the rich woodwork and add an antique touch.
- **Elegant Countertops:** Marble or granite countertops offer both beauty and durability, with their natural patterns adding to the kitchen's opulence.
- **Classic Tiles:** Subway tiles, decorative ceramics, or encaustic patterns in soft, muted colors create a sophisticated backsplash.

Design Tips:

- **Incorporate a Traditional Range:** A large, freestanding range with brass accents serves as a focal point and enhances the classic aesthetic.
- **Use Soft, Warm Colors:** Opt for colors like cream, sage green, or deep navy to create a cozy and elegant atmosphere.

- **Add Luxurious Textiles:** Incorporate high-quality fabrics for curtains, seat cushions, or even an area rug to add texture and warmth.

Links to Explore:

- [Classic English Kitchen Design Ideas](#)
- [Traditional Kitchen Cabinetry](#)
- [Luxury Countertop Materials](#)
- [Elegant Kitchen Hardware](#)
- [Sophisticated Kitchen Backsplash Ideas](#)

Classic English Luxury kitchens offer a blend of historical charm and modern comfort, making them an ideal choice for those seeking a timeless and opulent kitchen space.





35. *Chef's Oven: Elevate Your Culinary Experience with Professional-Grade Kitchens*

The Chef's Oven kitchen style is designed for those who take their cooking seriously. This style centers around creating a professional-grade kitchen equipped with top-of-the-line appliances, ample workspace, and high-end finishes, ensuring that every meal is prepared with precision and flair.

Key Features:

- **Professional-Grade Appliances:** Central to the Chef's Oven style is the inclusion of high-performance appliances such as commercial-grade ovens, six-burner gas ranges, and built-in refrigerators. These appliances are engineered for durability and exceptional cooking performance.
- **Spacious Layout:** A layout that includes expansive countertops and large islands provides ample

- **Custom Ventilation Systems:** Powerful range hoods and custom ventilation systems are essential to handle the high output of a professional kitchen, ensuring that smoke and odors are efficiently removed.
- **High-End Materials:** Premium materials like granite, marble, and stainless steel are used for countertops, backsplashes, and cabinetry. These materials are not only functional but also add a sleek, polished look to the kitchen.





- **Ergonomic Design:** The layout and features are designed with ergonomics in mind, including adjustable shelves, pull-out drawers, and built-in cutting boards to enhance efficiency and ease of use.

Design Tips:

- **Invest in a High-Quality Range:** Choose a professional-grade range with multiple burners and an oven that offers convection cooking and other advanced features. This is the centerpiece of a Chef's Oven kitchen.
- **Include Ample Storage:** Incorporate deep drawers, pull-out pantry shelves, and built-in spice racks to keep all your cooking essentials within easy reach and organized.
- **Prioritize Lighting:** Ensure that your kitchen is well-lit with a combination of task lighting, ambient lighting, and under-

cabinet lights to provide clear visibility during meal preparation.

- **Add a Touch of Luxury:** Incorporate high-end finishes and fixtures, such as polished chrome faucets, custom cabinetry, and designer handles, to enhance the overall luxury of the space.

The Chef's Oven kitchen style combines functionality with luxury, offering an elevated cooking experience that caters to both amateur cooks and seasoned chefs. With its focus on high-performance appliances and thoughtful design, this style transforms any kitchen into a culinary powerhouse.





36. Bespoke Pantry: Tailored Storage for a Personalized Culinary Experience

Bespoke Pantry kitchens are all about customized storage solutions that reflect your unique needs and lifestyle. This style is perfect for those who want their kitchen to be as functional as it is stylish, with every element designed to enhance organization and accessibility.

What Makes It Special:

- **Custom Storage Solutions:** A bespoke pantry is crafted to fit your specific requirements, whether you need space for an extensive spice collection, a wine cellar, or an array of pantry staples. Custom shelves, drawers, and compartments ensure that everything has its place.
- **Integrated Features:** Modern bespoke pantries often include integrated features like pull-out racks, lazy Susans,

and built-in charging stations. These additions make accessing items easier and keep your kitchen clutter-free.

- **Premium Materials:** High-quality materials like solid wood, glass, and sleek metal are used to create a visually stunning and durable pantry. Each element is designed to complement the overall kitchen aesthetic.
- **Personal Touches:** From custom cabinetry with personalized finishes to unique hardware and stylish lighting, a bespoke pantry reflects your individual taste and enhances the overall look of your kitchen.





Design Tips:

- **Plan for Your Needs:** Assess what you store most often and design your pantry to accommodate these items. This could include adjustable shelves, dedicated wine racks, or even a space for small appliances.
- **Incorporate Smart Features:** Consider adding features like motion-sensor lighting or digital inventory systems to keep track of your supplies and make accessing your pantry easier.
- **Opt for Open and Closed Storage:** A mix of open shelves and closed cabinets can offer both display space and concealed storage, balancing practicality with style.
- **Choose Elegant Finishes:** Select materials and finishes that match your kitchen's design, whether that's classic wood for a traditional look or sleek metal for a modern touch.

Links to Explore:

- [Custom Pantry Design Ideas](#)
- [Smart Pantry Features](#)
- [Elegant Pantry Materials](#)
- [Organizing Your Bespoke Pantry](#)
- [Open vs. Closed Pantry Storage](#)

A Bespoke Pantry is more than just a storage space; it's a tailored solution that brings order and elegance to your kitchen. With its focus on personalization and functionality, this style ensures that every item is perfectly placed, making your culinary adventures both enjoyable and efficient.





37. Ocean Highrise Kitchen: Coastal Chic Meets Urban Elegance

The Ocean Highrise Kitchen brings a splash of coastal charm to modern urban living, blending serene ocean-inspired aesthetics with the sophistication of high-rise city life. This style is perfect for those who want to infuse their kitchen with the relaxing vibes of the sea while enjoying the convenience and luxury of a high-rise setting.

What Defines It:

- **Oceanic Palette:** The color scheme typically features soothing shades of blue, turquoise, and sandy beige, reminiscent of the sea and beach. These colors create a calm and refreshing atmosphere that contrasts beautifully with the urban environment.
- **Luxurious Materials:** High-end materials like marble countertops, glass backsplash tiles, and polished chrome fixtures evoke a sense of

coastal luxury and modern elegance.

- **Open and Airy Design:** Large windows and open layouts maximize natural light and offer breathtaking city views, enhancing the feeling of spaciousness and connection to the outside world.
- **Textural Elements:** Incorporate textures such as driftwood-inspired cabinetry, woven rattan accents, and soft, plush rugs to add depth and warmth to the space.





Design Tips:

- **Embrace Natural Light:** Opt for sheer or light-filtering window treatments to allow as much natural light as possible, which helps to highlight the ocean-inspired color scheme and open up the space.
- **Incorporate Coastal Elements:** Use decorative touches like sea glass, nautical-themed accessories, and ocean-themed artwork to reinforce the coastal vibe.
- **Choose Reflective Surfaces:** Glossy finishes and reflective surfaces, such as mirrored backsplashes or metallic fixtures, can mimic the sparkle of the ocean and add a touch of glamour.
- **Add Greenery:** Include indoor plants like palm trees or succulents to bring a bit of nature indoors and enhance the relaxed, coastal feel.

Links to Explore:

- [Coastal Kitchen Design Inspiration](#)

- High-End Kitchen Materials
- Reflective Surfaces in Modern Kitchens
- Incorporating Nautical Elements
- Choosing the Right Window Treatments

The Ocean Highrise Kitchen offers a unique fusion of coastal tranquility and urban sophistication, making it an ideal choice for those who crave a serene, stylish kitchen space that reflects both their love for the sea and their appreciation for modern living.






38. Family-Style Luxury: Where Comfort Meets Opulence

The Family-Style Luxury kitchen is all about creating a space that balances sophisticated elegance with practical comfort. Designed to accommodate family gatherings and daily meals, this style integrates high-end features with a warm, inviting atmosphere, making it perfect for both entertaining and everyday use.

What Sets It Apart:

- **Spacious Layout:** The design emphasizes generous, open spaces that facilitate family interactions. Large islands, expansive countertops, and a flowing layout encourage movement and socializing.
- **High-End Finishes:** Luxury materials such as marble or quartz countertops, custom cabinetry, and designer fixtures add a touch of opulence while ensuring durability and style.

- **Comfortable Seating:** Incorporate plush seating options like upholstered bar stools, built-in benches, or cozy nook seating that invites family members and guests to linger and enjoy.
- **Functional Design:** Features such as built-in appliances, ample storage solutions, and easy-to-clean surfaces ensure that the kitchen is as practical as it is beautiful.





Design Tips:

- **Focus on Comfort:** Choose materials and furnishings that offer both style and comfort. Soft, cushioned seating and durable, easy-to-clean surfaces can make the kitchen more family-friendly.
- **Create Zones:** Designate specific areas for cooking, dining, and socializing. An open-plan layout with clear zones helps to streamline activities and makes the space more functional.
- **Incorporate Family-Friendly Features:** Consider adding features like a large, central island for meal prep and homework, or a built-in banquette for casual dining.
- **Add Personal Touches:** Integrate elements that reflect your family's style and needs, such as custom cabinetry with personal touches or a statement light fixture that serves as a conversation piece.

Links to Explore:

- [Luxury Kitchen Layout Ideas](#)
- [Comfortable Seating Options for Kitchens](#)
- [Family-Friendly Kitchen Features](#)
- [High-End Kitchen Materials and Finishes](#)
- [Creating Zones in Open-Plan Kitchens](#)

The Family-Style Luxury kitchen seamlessly blends high-end aesthetics with practical design, making it a versatile and inviting space for both everyday living and special gatherings. With its focus on comfort and elegance, this style ensures that the kitchen remains the heart of the home, where family moments are cherished and celebrated.





39. Peekaboo Windows: A Modern Twist on Transparency and Light

The Peekaboo Windows kitchen style embraces the playful and practical use of glass and transparency to create a bright, open space with unique visual appeal. This style integrates cleverly designed windows and glass features to bring natural light into the kitchen and offer intriguing glimpses into different areas of the home.

What Makes It Stand Out:

- **Innovative Window Design:** Peekaboo windows often feature strategically placed glass panels or small, operable windows that provide glimpses into adjacent rooms or outdoor spaces. This design maximizes natural light while maintaining privacy.
- **Light-Filled Spaces:** The use of glass and transparent materials ensures that the kitchen remains bright and airy. This design element helps to blur

- the boundaries between indoor and outdoor areas, creating a seamless flow of light.
- **Modern Aesthetics:** Sleek glass partitions and window designs add a contemporary touch to the kitchen. These features often include minimalist frames and clean lines that enhance the modern look.
- **Visual Interest:** Peekaboo windows can create visual intrigue by framing views of unique architectural elements, garden features, or artwork, adding an element of surprise and sophistication.





Links to Explore:

- Innovative Window Designs for Modern Kitchens
- Using Glass in Kitchen Design
- Creating Light-Filled Spaces
- Privacy Solutions for Glass Windows
- Visual Interest with Peekaboo Windows

The Peekaboo Windows kitchen style combines transparency and modern design to create a vibrant and inviting space. By incorporating innovative window designs and glass features, this style ensures that your kitchen is not only functional but also visually striking and light-filled.

40. Floor-to-Ceiling Storage: Maximizing Space with Sleek Elegance

The Floor-to-Ceiling Storage kitchen style takes advantage of vertical space to create a clean, streamlined look while providing ample storage.

This design approach is perfect for modern kitchens where maximizing storage and maintaining an uncluttered appearance are priorities.

Key Features:

- **Vertical Storage Solutions:** Cabinets and shelves extend from the floor to the ceiling, offering extensive storage without sacrificing floor space. This approach is ideal for keeping kitchen essentials organized and easily accessible.





- **Seamless Integration:** Floor-to-ceiling cabinetry often features sleek, minimalist designs that blend seamlessly with the rest of the kitchen decor, creating a cohesive and sophisticated look.
- **Customizable Options:** This style allows for customizable storage solutions, such as pull-out pantry shelves, built-in wine racks, and adjustable shelving, tailored to fit your specific needs.
- **Enhanced Organization:** With storage extending upward, you can keep countertops clear of clutter and have designated spaces for everything from small appliances to cookware.
- **Incorporate Lighting:** Add integrated lighting within cabinets or under shelves to highlight the storage areas and make it easier to find items. LED strips or spotlights can add both functionality and style.
- **Utilize Every Inch:** Make the most of the vertical space by incorporating features like top cabinets with sliding doors, hidden compartments, or pull-down racks for hard-to-reach items.
- **Balance with Other Elements:** To prevent the space from feeling too enclosed, balance the floor-to-ceiling storage with open shelves or glass-front cabinets that add visual interest and lighten the overall look.

Design Tips:

- **Choose High-Quality Materials:** Invest in high-quality cabinetry and finishes to ensure durability and an upscale look. Materials like hardwood, high-gloss lacquer, or sleek metal can enhance the style.

